




# KEY HUMANITARIAN TRENDS

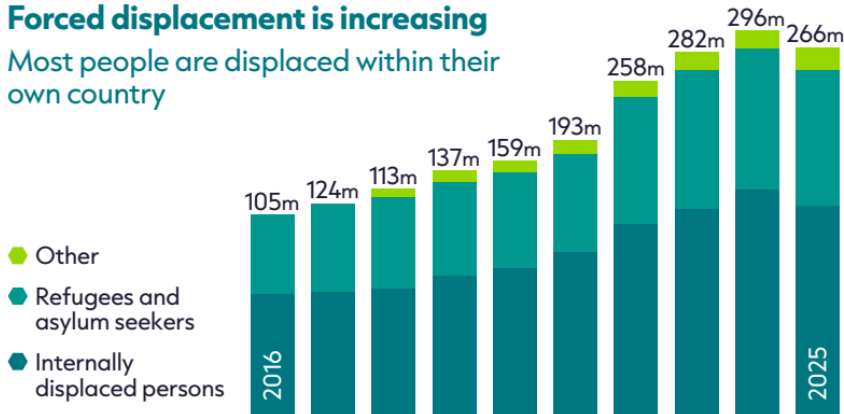


**Topline numbers from the UN show decreases since 2023**



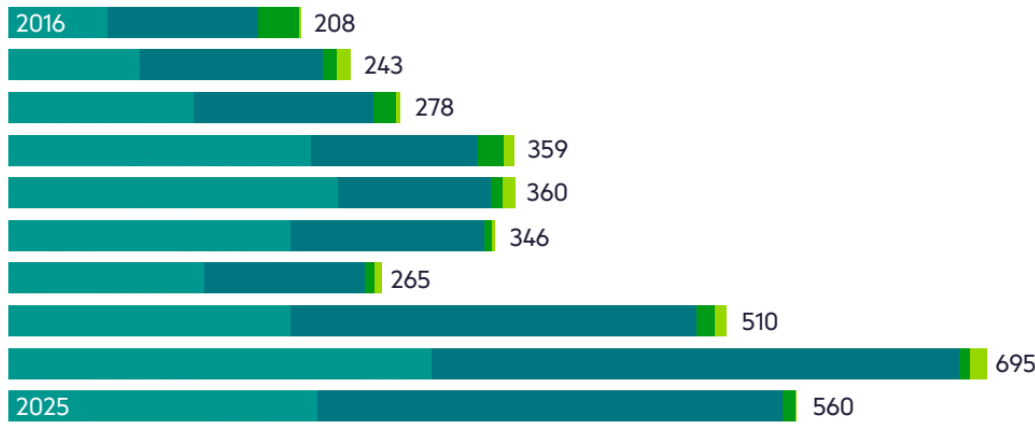
## Forced displacement is increasing

Most people are displaced within their own country



## Political violence has increased

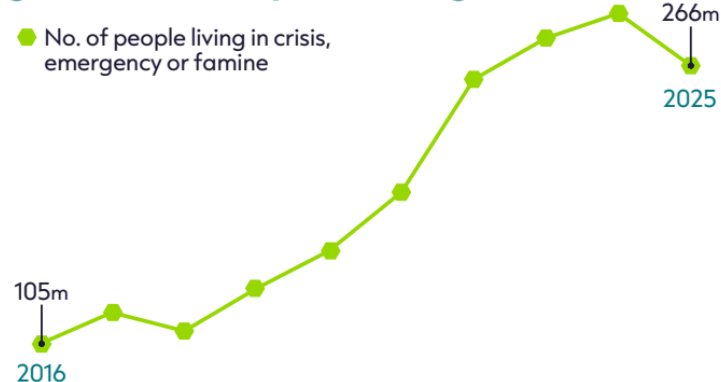
Particularly in the last three years



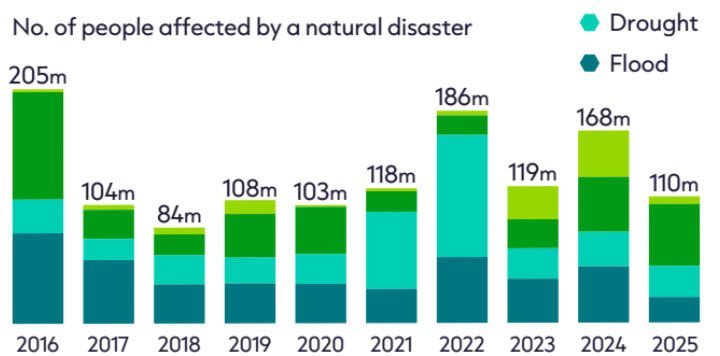
## The number of aid workers killed or injured has been remained high since 2023

National staff overwhelmingly make up the greatest proportion of those killed or injured

## Food insecurity is two and a half times greater than nearly a decade ago



## Floods, droughts and storms affect millions every year



For full notes and sources, see the Methodology and definitions chapter (online).

**Sources:** Forced displacement data from United Nations High Commissioner for Refugees (UNHCR) global trends. Food security data from Global Report on Food Crises dataset produced by the Food Security Information Network. Political violence and conflict data from the Armed Conflict Location and Event Data Project (ACLED). Aid worker security data from the Aid Worker Security Database, Humanitarian Outcomes. UN appeals data from UN Office for the Coordination of Humanitarian Affairs (OCHA) Financial Tracking Service (FTS), UNHCR's Refugee Funding Tracker, the Syria 3RP dashboard, and the Global Humanitarian Overview. Disasters data from Emergency Events Database (EM-DAT).